

Using the online tool

Tutorials and help resources are available from the login page.

Circled items:

- 1: controls to move around the map;
- 2: choose into which district selected territory will be placed;
- 3: options for how to select territory;
- 4: demographic summary of districts;
- 5: demographic change of currently selected area;
- 6: review map when finished;
- 7: submit map.

Access Your Online Redistricting Plans

Login with your user name and password Log In


[New user](#) | [Forgot password](#) | [Contact Us](#)

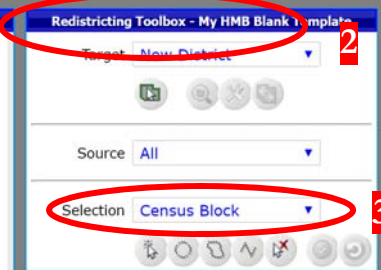
[Need Help?](#) [Quick Start Guide](#) [Short Training Videos](#) [Online Manual](#)


Maptitude Online Redistricting


Plan Manager Plan Settings Reports Plan Integrity 6 View Print Map Email Plan 7 Save Plan Submit Plan Help Contact Us Log Out

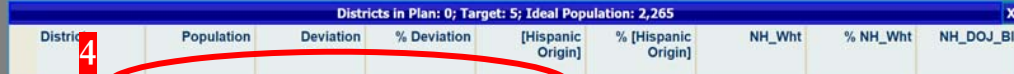
My HMB Blank Template - mozdoug


1


2


3


5


4




Redistricting Toolbox - My HMB Blank Template

Target: New District 2

Source: All

Selection: Census Block 3

Pending Changes (None)

District	New
Population	0
Change - Population	0
Ideal Value	2,265
Deviation	-2,265
% Deviation	-100.0%
[Hispanic Origin]	0
Change - [Hispanic Origin]	0
% [Hispanic Origin]	0
NH_Wht	0
Change - NH_Wht	0

Map Legend

Theme: None Redraw Map